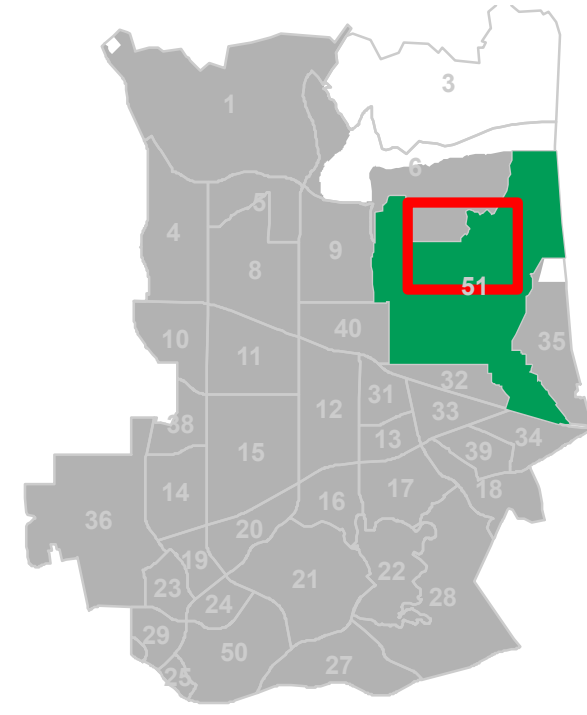





Orange County Great Park District 4 & 7

PA 51 TRACTS & PARCELS MAP

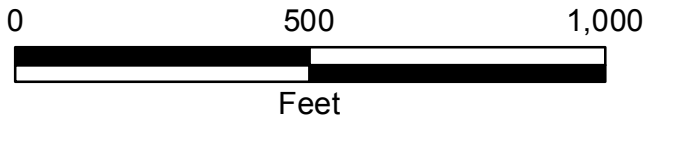


Legend

- Tract Boundary
- Lot Boundary
- Single Family Residence
- Multi-Family Residence
- Schools
- Public Services
- Public Utilities
- Landscaping & Parks



1:3,900



Although every effort has been made to develop the completeness of the information displayed on this map and it has been verified to the best of our abilities, no warranty, expressed or implied, is made regarding accuracy, adequacy, completeness, legality, reliability, or usefulness of the information.

The City of Irvine provides this information on an "as is" basis. All warranties of any kind express or implied, including but not limited to the implied warranties of merchantability, fitness for a particular